

# AM5 Series Protection Relay

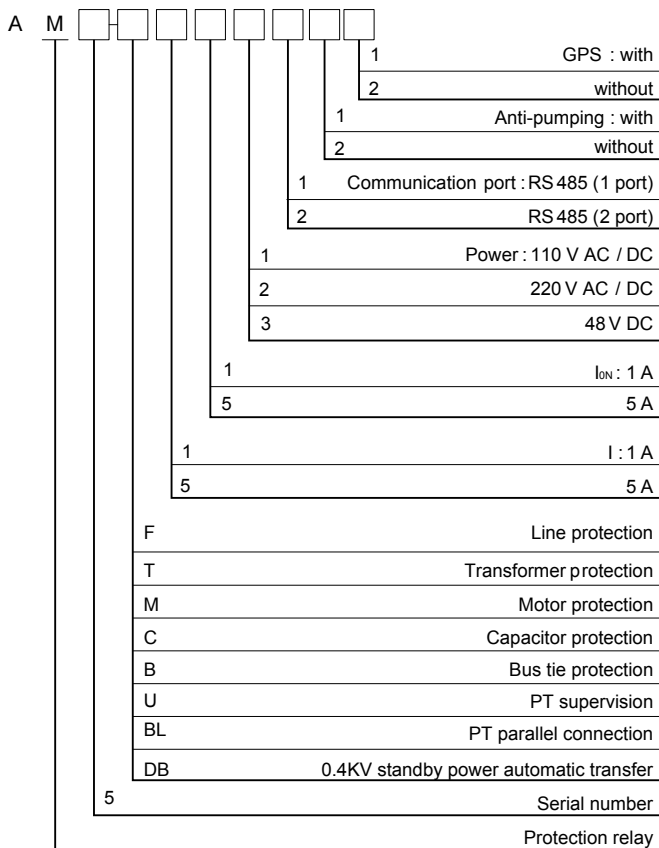


## Functions

Protection Functions	AM5-							
	F	T	M	C	B	U1	U2	DB
Directional overcurrent (with voltage dependant, 3 stages)	■							
Overcurrent (with compound voltage dependant, 3 stages)		■						
Overcurrent (motor start,motor run, 2 stages)			■					
Overcurrent (2 stages)				■	■			
Overcurrent IDMT	■	■	■	■	■			
Earth fault	■	■	■	■				
Earth fault IDMT (I01)	■	■						
Earth fault IDMT (I02)	■	■						
Overload (alarm)	■	■	■					
Overload (trip)	■	■	■					
Trip and close circuit supervision (alarm)	■	■	■		■			
Undervoltage (trip)			■					
Undervoltage (alarm)						■	■	
Loss of voltage (trip)	■							
Loss of voltage (alarm)	■							
PT disconnection	■	■	■	■	■	■	■	
Three phase auto-reclose	■							
Under frequency	■							
Over frequency	■							
Post-accelerated overcurrent	■				■			
Overvoltage (alarm)	■					■	■	
Loss of voltage (trip)	■			■				
Blocking rotor			■					
Capacitor undervoltage				■				
Unbalance voltage				■				
Unbalance current				■				
Residual overvoltage (trip)	■			■				
Residual overvoltage (alarm)	■	■				■		
Non-electricity		■	■	■				
Starting time-out			■					
Directional power	■							
Thermal overload (trip/alarm)			■					
Negative sequence overcurrent (2 stages/IDMT)			■					
Overvoltage average			■					
Overcurrent average			■					
Incorrect phase sequence			■					
Bus tie and standby power automatic switch					■			
0.4kV standby power automatic switch								■
FC block	■	■	■	■	■			
Rear Ports								
RS485 (2 ports)				■				

Note: ■standard □optional

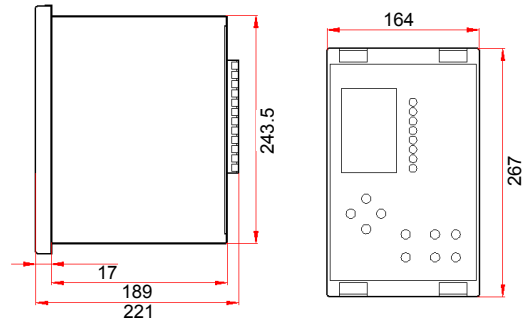
## Model Description



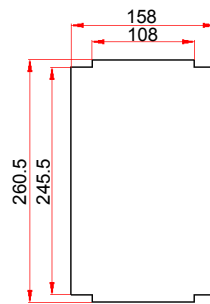
Protocols	AM5-							
	F	T	M	C	B	U1	U2	DB
Modbus serial				■				
IEC 60870-5-103				■				
IEC 60870-5-101				■				
Logs and Records	F	T	M	C	B	U1	U2	DB
Tripping context records				■				
Sequence of event records				■				
Measurement	F	T	M	C	B	U1	U2	DB
Electric parameter				U, I, P, Q, PF, F, Ep, Eq, Es				
Input current	8	8	8	8	8	0	0	8
Input voltage	4	4	4	4	4	4	8	4
Monitoring Functions	F	T	M	C	B	U1	U2	DB
Anti-pumping circuit				Optional				
Remote control				■				
Others	F	T	M	C	B	U1	U2	DB
GPS				■				

Note: ■ standard □ optional


## Wiring



■ Dimensions



■ Cut-out Dimensions



■ Wiring

## Operation Process

